


4185 m.

SHARK GRAND PRIX DE FRANCE

Free Practice Nr. 3

Classification

10

		Rider	Nation	Team	Motorcycle	Time	Lap	Total	Gap	Top Speed
1	25	Raul FERNANDEZ	SPA	Red Bull KTM Ajo	KALEX	1'38.239	8	8		266.6
2	9	Jorge NAVARRO	SPA	MB Conveyors Speed Up	BOSCOSCURO	1'38.765	16	16	0.526 0.526	265.2
3	37	Augusto FERNANDEZ	SPA	Elf Marc VDS Racing Team	KALEX	1'38.889	14	15	0.650 0.124	266.6
4	14	Tony ARBOLINO	ITA	Liqui Moly Intact GP	KALEX	1'38.951	10	12	0.712 0.062	265.9
5	44	Aron CANET	SPA	Inde Aspar Team	BOSCOSCURO	1'38.984	10	11	0.745 0.033	261.7
6	96	Jake DIXON	GBR	Petronas Sprinta Racing	KALEX	1'39.030	7	8	0.791 0.046	260.3
7	22	Sam LOWES	GBR	Elf Marc VDS Racing Team	KALEX	1'39.138	13	13	0.899 0.108	265.2
8	72	Marco BEZZECCHI	ITA	SKY Racing Team VR46	KALEX	1'39.235	16	16	0.996 0.097	265.9
9	79	Ai OGURA	JPN	IDEMITSU Honda Team Asia	KALEX	1'39.396	15	15	1.157 0.161	266.6
10	16	Joe ROBERTS	USA	Italtrans Racing Team	KALEX	1'39.507	8	9	1.268 0.111	261.0
11	21	Fabio DI GIANNANTONIO	ITA	Federal Oil Gresini Moto2	KALEX	1'39.579	11	11	1.340 0.072	264.5
12	62	Stefano MANZI	ITA	Flexbox HP40	KALEX	1'39.597	14	14	1.358 0.018	261.7
13	6	Cameron BEAUBIER	USA	American Racing	KALEX	1'39.676	14	15	1.437 0.079	264.5
14	55	Hafizh SYAHRIN	MAL	NTS RW Racing GP	NTS	1'39.744	13	13	1.505 0.068	259.6
15	23	Marcel SCHROTTER	GER	Liqui Moly Intact GP	KALEX	1'39.745	7	7	1.506 0.001	263.1
16	7	Lorenzo BALDASSARRI	ITA	MV Agusta Forward Racing	MV AGUSTA	1'39.911	12	12	1.672 0.166	256.3
17	12	Thomas LUTHI	SWI	Pertamina Mandalika SAG Team	KALEX	1'39.920	14	14	1.681 0.009	261.7
18	97	Xavi VIERGE	SPA	Petronas Sprinta Racing	KALEX	1'40.024	14	14	1.785 0.104	263.8
19	87	Remy GARDNER	AUS	Red Bull KTM Ajo	KALEX	1'40.057	10	10	1.818 0.033	262.4
20	13	Celestino VIETTI	ITA	SKY Racing Team VR46	KALEX	1'40.174	15	15	1.935 0.117	260.3
21	19	Lorenzo DALLA PORTA	ITA	Italtrans Racing Team	KALEX	1'40.182	10	10	1.943 0.008	264.5
22	35	Somkiat CHANTRA	THA	IDEMITSU Honda Team Asia	KALEX	1'40.311	14	14	2.072 0.129	265.2
23	40	Hector GARZO	SPA	Flexbox HP40	KALEX	1'40.335	12	13	2.096 0.024	262.4
24	42	Marcos RAMIREZ	SPA	American Racing	KALEX	1'40.520	9	10	2.281 0.185	263.8
25	64	Bo BENDSNEYDER	NED	Pertamina Mandalika SAG Team	KALEX	1'40.675	13	13	2.436 0.155	261.7
26	75	Albert ARENAS	SPA	Inde Aspar Team	BOSCOSCURO	1'40.718	11	11	2.479 0.043	259.6
27	11	Nicolò BULEGA	ITA	Federal Oil Gresini Moto2	KALEX	1'41.084	10	11	2.845 0.366	262.4
28	10	Tommaso MARCON	ITA	MV Agusta Forward Racing	MV AGUSTA	1'41.100	16	16	2.861 0.016	256.3
29	70	Barry BALTUS	BEL	NTS RW Racing GP	NTS	1'41.159	14	16	2.920 0.059	259.6
30	2	Alonso LOPEZ	SPA	MB Conveyors Speed Up	BOSCOSCURO	1'41.419	17	17	3.180 0.260	261.7
31	24	Simone CORSI	ITA	MV Agusta Forward Racing	MV AGUSTA	1'41.466	9	10	3.227 0.047	261.0

Practice condition: **Wet-Dry**

Air: 14°

Humidity: 77%

Ground: 9°

Fastest Lap:	Lap: 8	Raul FERNANDEZ	1'38.239	153.3 Km/h
Best Race Lap:	2019	Jorge NAVARRO	1'36.764	155.6 Km/h
All Time Lap Record:	2018	Francesco BAGNAIA	1'36.188	156.6 Km/h

The results are provisional until the end of the limit for protest and appeals.

Time limit for protest expires 30' after publication of the results - Time:

These data/results cannot be reproduced, stored and/or transmitted in whole or in part by any manner of electronic, mechanical, photocopying, recording, broadcasting or otherwise now known or herein after developed without the previous express consent by the copyright owner, except for reproduction in daily press and regular printed publications on sale to the public within 60 days of the event related to those data/results and always provided that copyright symbol appears together as follows below.

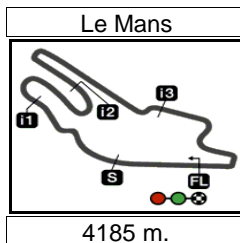
© DORNA, 2021

Official MotoGP Timing by TISSOT
www.motogp.com

Le Mans, Saturday, May 15, 2021

moto2™





Results and timing service provided by **TISSOT**


Moto2™

SHARK GRAND PRIX DE FRANCE

Free Practice Nr. 3

Combined Free Practice Times

11

		Rider	Nation	Team	MOTORCYCLE	FP1	FP2	FP3	Gap
1	22	S.LOWES	GBR	Elf Marc VDS Racing Team	KALEX	1'37.678 20	1'36.307	16	1'39.138 13
2	25	R.FERNANDEZ	SPA	Red Bull KTM Ajo	KALEX	1'38.779 17	1'36.382	16	1'38.239 8 0.075 0.075
3	37	A.FERNANDEZ	SPA	Elf Marc VDS Racing Team	KALEX	1'37.915 18	1'36.605	7	1'38.889 14 0.298 0.223
4	87	R.GARDNER	AUS	Red Bull KTM Ajo	KALEX	1'38.381 19	1'36.640	14	1'40.057 10 0.333 0.035
5	11	N.BULEGA	ITA	Federal Oil Gresini Moto2	KALEX	1'38.787 19	1'36.748	16	1'41.084 10 0.441 0.108
6	97	X.VIERGE	SPA	Petronas Sprinta Racing	KALEX	1'38.230 18	1'36.813	16	1'40.024 14 0.506 0.065
7	44	A.CANET	SPA	Inde Aspar Team	BOSCOSCURO	1'37.535 19	1'36.864	13	1'38.984 10 0.557 0.051
8	21	F.DI GIANNANTO	ITA	Federal Oil Gresini Moto2	KALEX	1'37.812 15	1'36.959	10	1'39.579 11 0.652 0.095
9	72	M.BEZZECCHI	ITA	SKY Racing Team VR46	KALEX	1'38.812 11	1'37.062	8	1'39.235 16 0.755 0.103
10	64	B.BENDSNEYDE	NED	Pertamina Mandalika SAG Team	KALEX	1'38.801 18	1'37.083	13	1'40.675 13 0.776 0.021
11	23	M.SCHROTTER	GER	Liqui Moly Intact GP	KALEX	1'38.343 17	1'37.165	13	1'39.745 7 0.858 0.082
12	62	S.MANZI	ITA	Flexbox HP40	KALEX	1'37.643 17	1'37.215	13	1'39.597 14 0.908 0.050
13	9	J.NAVARRO	SPA	MB Conveyors Speed Up	BOSCOSCURO	1'38.542 17	1'37.316	16	1'38.765 16 1.009 0.101
14	40	H.GARZO	SPA	Flexbox HP40	KALEX	1'38.507 18	1'37.327	13	1'40.335 12 1.020 0.011
15	24	S.CORSI	ITA	MV Agusta Forward Racing	MV AGUSTA	1'38.628 20	1'37.423	7	1'41.466 9 1.116 0.096
16	35	S.CHANTRA	THA	IDEMITSU Honda Team Asia	KALEX	1'38.757 18	1'37.473	7	1'40.311 14 1.166 0.050
17	7	L.BALDASSARRI	ITA	MV Agusta Forward Racing	MV AGUSTA	1'38.595 20	1'37.497	9	1'39.911 12 1.190 0.024
18	79	A.OGURA	JPN	IDEMITSU Honda Team Asia	KALEX	1'39.000 18	1'37.499	17	1'39.396 15 1.192 0.002
19	12	T.LUTHI	SWI	Pertamina Mandalika SAG Team	KALEX	1'38.724 16	1'37.606	11	1'39.920 14 1.299 0.107
20	42	M.RAMIREZ	SPA	American Racing	KALEX	1'38.699 18	1'37.640	14	1'40.520 9 1.333 0.034
21	55	H.SYHRIN	MAL	NTS RW Racing GP	NTS	1'38.503 17	1'37.815	11	1'39.744 13 1.508 0.175
22	14	T.ARBOLINO	ITA	Liqui Moly Intact GP	KALEX	1'39.666 15	1'37.844	12	1'38.951 10 1.537 0.029
23	6	C.BEAUBIER	USA	American Racing	KALEX	1'38.884 18	1'38.055	8	1'39.676 14 1.748 0.211
24	75	A.ARENAS	SPA	Inde Aspar Team	BOSCOSCURO	1'39.234 20	1'38.072	7	1'40.718 11 1.765 0.017
25	96	J.DIXON	GBR	Petronas Sprinta Racing	KALEX	1'38.302 17	1'38.081	10	1'39.030 7 1.774 0.009
26	13	C.VIETTI	ITA	SKY Racing Team VR46	KALEX	1'40.574 18	1'38.326	17	1'40.174 15 2.019 0.245
27	19	L.DALLA PORTA	ITA	Italtrans Racing Team	KALEX	1'39.679 20	1'38.335	10	1'40.182 10 2.028 0.009
28	16	J.ROBERTS	USA	Italtrans Racing Team	KALEX	1'39.767 15	1'38.458	8	1'39.507 8 2.151 0.123
29	70	B.BALTUS	BEL	NTS RW Racing GP	NTS	1'39.139 18	1'38.561	4	1'41.159 14 2.254 0.103
30	10	T.MARCON	ITA	MV Agusta Forward Racing	MV AGUSTA	1'41.307 14	1'39.645	5	1'41.100 16 3.338 1.084
31	2	A.LOPEZ	SPA	MB Conveyors Speed Up	BOSCOSCURO			1'41.419	17 5.112 1.774

Pole Position Record:	2018	Francesco BAGNAIA	1'36.188	156.6 Km/h
Best Race Lap:	2019	Jorge NAVARRO	1'36.764	155.6 Km/h
All Time Lap Record:	2018	Francesco BAGNAIA	1'36.188	156.6 Km/h

The results are provisional until the end of the limit for protest and appeals.

Time limit for protest expires 60' after publication of the results - Time:

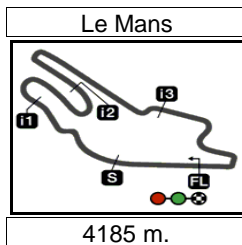
These data/results cannot be reproduced, stored and/or transmitted in whole or in part by any manner of electronic, mechanical, photocopying, recording, broadcasting or otherwise now known or herein after developed without the previous express consent by the copyright owner, except for reproduction in daily press and regular printed publications on sale to the public within 60 days of the event related to those data/results and always provided that copyright symbol appears together as follows below.

© DORNA, 2021

Official MotoGP Timing by **TISSOT**
www.motogp.com

Le Mans, Saturday, May 15, 2021





Results and timing service provided by **TISSOT**

Moto2™

SHARK GRAND PRIX DE FRANCE

Free Practice Nr. 3

Top Speed & Average

12



Rider	Nation	Motorcycle	Top 5 speeds					Average	Top
25 Raul FERNANDEZ	SPA	KALEX	266.6	264.5	263.8	261.0	254.3	262.0	266.6
37 Augusto FERNANDEZ	SPA	KALEX	266.6	263.8	263.1	262.4	262.4	263.5	266.6
79 Ai OGURA	JPN	KALEX	266.6	264.5	263.1	263.1	262.4	263.9	266.6
14 Tony ARBOLINO	ITA	KALEX	265.9	265.2	265.2	263.8	263.1	264.6	265.9
72 Marco BEZZECCHI	ITA	KALEX	265.9	263.8	263.1	261.7	261.7	262.8	265.9
9 Jorge NAVARRO	SPA	BOSCOSCURO	265.2	264.5	263.8	263.8	263.8	264.2	265.2
22 Sam LOWES	GBR	KALEX	265.2	263.8	263.8	263.8	263.1	263.8	265.2
35 Somkiat CHANTRA	THA	KALEX	265.2	263.8	261.7	261.7	261.0	262.7	265.2
6 Cameron BEAUBIER	USA	KALEX	264.5	263.8	263.1	263.1	262.4	263.4	264.5
19 Lorenzo DALLA PORTA	ITA	KALEX	264.5	264.5	263.8	262.4	262.4	263.5	264.5
21 Fabio DI GIANNANTONIO	ITA	KALEX	264.5	261.7	261.0	261.0	260.3	261.7	264.5
42 Marcos RAMIREZ	SPA	KALEX	263.8	263.8	263.8	263.1	262.4	263.4	263.8
97 Xavi VIERGE	SPA	KALEX	263.8	263.8	263.8	261.0	260.3	262.5	263.8
23 Marcel SCHROTTER	GER	KALEX	263.1	263.1	262.4	260.3	254.3	260.6	263.1
11 Nicolò BULEGA	ITA	KALEX	262.4	261.7	261.7	261.0	259.0	261.2	262.4
40 Hector GARZO	SPA	KALEX	262.4	260.3	260.3	260.3	259.0	260.2	262.4
87 Remy GARDNER	AUS	KALEX	262.4	260.3	260.3	259.6	259.0	260.3	262.4
2 Alonso LOPEZ	SPA	BOSCOSCURO	261.7	260.3	260.3	259.6	259.6	260.3	261.7
12 Thomas LUTHI	SWI	KALEX	261.7	261.7	261.7	261.0	261.0	261.4	261.7
44 Aron CANET	SPA	BOSCOSCURO	261.7	261.7	261.0	261.0	260.3	260.8	261.7
62 Stefano MANZI	ITA	KALEX	261.7	261.0	261.0	259.6	259.6	260.6	261.7
64 Bo BENDSNEYDER	NED	KALEX	261.7	261.0	260.3	260.3	259.0	260.2	261.7
16 Joe ROBERTS	USA	KALEX	261.0	259.6	259.6	259.0	258.3	259.5	261.0
24 Simone CORSI	ITA	MV AGUSTA	261.0	259.6	259.6	258.3	254.3	258.6	261.0
13 Celestino VIETTI	ITA	KALEX	260.3	260.3	259.6	259.0	259.0	259.6	260.3
96 Jake DIXON	GBR	KALEX	260.3	256.3	254.3	253.7	253.0	255.5	260.3
55 Hafizh SYAHRIN	MAL	NTS	259.6	259.6	259.0	259.0	259.0	259.2	259.6
70 Barry BALTUS	BEL	NTS	259.6	259.0	259.0	258.3	258.3	258.8	259.6
75 Albert ARENAS	SPA	BOSCOSCURO	259.6	259.0	257.6	257.6	257.0	258.2	259.6
7 Lorenzo BALDASSARRI	ITA	MV AGUSTA	256.3	255.6	255.0	254.3	253.7	255.0	256.3
10 Tommaso MARCON	ITA	MV AGUSTA	256.3	255.6	255.0	254.3	253.0	254.5	256.3

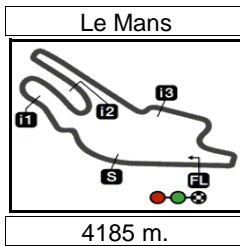
These data/results cannot be reproduced, stored and/or transmitted in whole or in part by any manner of electronic, mechanical, photocopying, recording, broadcasting or otherwise now known or herein after developed without the previous express consent by the copyright owner, except for reproduction in daily press and regular printed publications on sale to the public within 60 days of the event related to those data/results and always provided that copyright symbol appears together as follows below.

© DORNA, 2021

Official MotoGP Timing by TISSOT
www.motogp.com



Le Mans, Saturday, May 15, 2021



Results and timing service provided by TISSOT

Moto2™

SHARK GRAND PRIX DE FRANCE

Free Practice Nr. 3

Chronological Analysis of Performances

13

* Lap / Sector time cancelled **T1** Time from finish line to 1st intermediate **T3** Time from 2nd intermed. to 3rd intermed.
P Crossing the finish line in pit lane **T2** Time from 1st intermed. to 2nd intermed. **T4** Time from 3rd intermediate to finish line

Lap	Lap Time	T1	T2	T3	T4	Speed	Lap	Lap Time	T1	T2	T3	T4	Speed
1st 25 Raul FERNANDEZ Red Bull KTM Ajo SPA							15 1'39.091 23.022 22.455 27.893 25.721 262.4						
Runs=2 Total laps=8 Full laps=5							4th 14 Tony ARBOLINO Liqui Moly Intact GP ITA						
Runs=2 Total laps=12 Full laps=9							Runs=1 Total laps=11 Full laps=9						
1	2'36.212	35.684	28.205	33.321	29.900		1	3'17.694	32.687	28.066	33.316	30.623	
2	1'51.948	26.424	25.758	31.183	28.583	253.7	2	1'53.691	26.554	27.039	31.747	28.351	254.3
3	2'00.661 P	26.606	26.765	36.151	31.139	254.3	3	1'51.109	25.854	25.754	31.082	28.419	259.0
4	27'32.938	34.683	25.810	30.481	27.785		4	2'02.574 P	26.936	30.239	32.469	32.930	255.6
5	1'42.625	24.098	23.575	28.525	26.427	261.0	5	19'18.028	33.786	27.080	30.747	27.723	
6	1'39.903	23.311	22.765	28.139	25.688	263.8	6	1'42.688	24.165	23.595	28.673	26.255	261.0
7	1'38.951	22.949	22.673	27.790	25.539	264.5	7	1'40.781	23.530	22.785	28.174	26.292	262.4
8	1'38.239	22.759	22.417	27.477	25.586	266.6	8	1'40.500	23.635	22.624	28.485	25.756	265.9
2nd 9 Jorge NAVARRO MB Conveyors Speed SPA							9 1'39.626 23.132 22.408 27.841 26.245 265.2						
Runs=2 Total laps=16 Full laps=12							10 1'38.951 22.974 22.501 27.719 25.757 265.2						
1	2'51.692	37.599	28.549	33.226	30.905		11	1'39.511	22.882	22.382	28.110	26.137	263.1
2	1'53.277	26.809	25.824	31.253	29.391	254.3	12	1'38.996	23.012	22.556	27.675	25.753	263.8
3	1'50.500	25.716	25.109	30.857	28.818	263.1	5th 44 Aron CANET Inde Aspar Team SPA						
4	1'50.464	25.252	25.309	30.919	28.984	260.3	Runs=1 Total laps=11 Full laps=9						
5	1'49.825	25.346	25.290	30.715	28.474	259.6	1	24'31.822	35.256	28.606	33.316	28.653	
6	1'49.352	25.203	25.097	30.519	28.533	259.0	2	1'49.288	25.879	26.361	30.107	26.941	249.9
7	1'57.468 P	26.492	26.606	31.662	32.708	259.6	3	1'43.967	24.400	24.247	28.948	26.372	260.3
8	13'59.948	36.243	27.871	31.288	28.618		4	1'44.003	23.804	23.885	28.903	27.411	261.0
9	1'47.995	25.744	25.042	29.775	27.434	245.6	5	1'42.247	23.626	23.799	28.628	26.194	261.7
10	1'43.484	24.317	23.708	28.905	26.554	261.0	6	1'41.289	23.388	23.408	28.411	26.082	259.6
11	1'41.807	23.666	23.174	28.600	26.367	263.8	7	1'40.847	23.089	23.423	28.343	25.992	260.3
12	1'43.914 *	23.587	23.250	29.759*	27.318	265.2	8	1'39.973	23.102	22.955	28.168	25.748	260.3
13	1'40.870	23.527	22.971	28.271	26.101	263.8	9	1'39.207	22.802	22.795	27.987	25.623	260.3
14	1'39.640	23.130	22.736	27.839	25.935	263.1	10	1'38.984	22.910	22.598	27.745	25.731	261.0
15	1'38.891	22.965	22.472	27.670	25.784	263.8	11	2'26.791 P	27.97*			33.980	261.7
16	1'38.765	22.841	22.511	27.716	25.697	264.5	6th 96 Jake DIXON Petronas Sprinta Raci GBR						
Runs=2 Total laps=15 Full laps=12							Runs=3 Total laps=9 Full laps=7						
1	2'52.765	37.347	28.757	33.243	29.670		unfinished						
2	1'51.503	26.189	25.641	31.066	28.607	247.4	1	2'12.169 P	37.373	28.981	32.995	32.820	
3	1'49.755	25.433	24.986	30.825	28.511	260.3	2	17'59.693	41.525	28.043	31.739	28.369	
4	1'52.427 P	25.455	25.256	31.008	30.708	259.6	3	1'46.584	25.272	24.608	29.683	27.021	251.8
5	16'10.097	34.553	28.007	32.566	28.522		4	1'42.904	24.068	23.677	28.647	26.512	253.0
6	1'47.644	25.324	24.972	30.029	27.319	253.7	5	1'40.861	23.772	22.882	28.182	26.025	253.7
7	1'45.198	24.661	24.257	29.547	26.733	260.3	6	1'39.576	23.380	22.454	27.874	25.868	254.3
8	1'43.198	24.075	23.733	29.124	26.266	261.0	7	1'39.030	23.236	22.281	27.833	25.680	256.3
9	1'42.238	23.773	23.415	28.360	26.690	262.4	8	1'39.328	23.074	22.474	27.960	25.820	260.3
10	1'41.092	23.575	22.980	28.380	26.157	263.8	7th 22 Sam LOWES Elf Marc VDS Racing GBR						
11	1'41.334	23.650	23.099	28.640	25.945	266.6	Runs=2 Total laps=13 Full laps=10						
12	1'40.010	23.287	22.713	28.241	25.769	261.7	1	3'43.243	37.512	27.892	33.232	30.106	
13	1'39.269	23.045	22.570	28.010	25.644	262.4	2	1'52.810	26.532	25.935	31.393	28.950	255.6
14	1'38.889	23.025	22.418	27.780	25.666	263.1							

Fastest Lap: Raul FERNANDEZ Red Bull KTM Ajo SPA **1'38.239** 22.759 22.417 27.477 25.586

These data/results cannot be reproduced, stored and/or transmitted in whole or in part by any manner of electronic, mechanical, photocopying, recording, broadcasting or otherwise now known or herein after developed without the previous express consent by the copyright owner, except for reproduction in daily press and regular printed publications on sale to the public within 60 days of the event related to those data/results and always provided that copyright symbol appears together as follows below.
© DORNA, 2021



Free Practice Nr. 3

Moto2

Lap	Lap Time	T1	T2	T3	T4	Speed	Lap	Lap Time	T1	T2	T3	T4	Speed
3	1'51.384	25.485	25.848	30.967	29.084	257.6	6	1'41.184	24.024	23.082	28.280	25.798	259.6
4	1'59.343 P	28.500	27.074	31.702	32.067	247.4	7	1'42.867	23.396	24.255	29.006	26.210	259.0
5	17'08.935	34.120	25.939	30.400	27.557		8	1'39.507	23.240	22.542	27.913	25.812	259.6
6	1'44.933	24.531	24.309	29.351	26.742	259.6	9	1'39.553	23.258	22.453	27.824	26.018	261.0
7	1'42.578	24.034	23.467	28.867	26.210	263.8							
8	1'41.309	23.921	23.076	28.239	26.073	265.2							
9	1'40.641	23.579	23.000	28.281	25.781	263.1							
10	1'40.291	23.534	22.978	27.981	25.798	263.8							
11	1'39.554	23.237	22.659	27.878	25.780	262.4							
12	1'39.696	23.148	22.587	28.129	25.832	263.1							
13	1'39.138	22.909	22.550	27.678	26.001	263.8							

8th **72** Marco BEZZECCHI SKY Racing Team VR ITA

Runs=3 Total laps=16 Full laps=11

1	2'49.796	36.354	28.537	32.884	30.042	
2	1'51.894	25.902	26.254	31.176	28.562	258.3
3	1'54.992 P	25.341	25.540	30.857	33.254	259.0
4	8'53.113	36.172	30.251	34.170	30.103	
5	1'54.948	26.805	27.177	32.273	28.693	253.7
6	1'50.772	25.336	25.929	31.305	28.202	259.6
7	1'47.959	24.771	25.377	30.171	27.640	261.7
8	1'46.576	24.596	24.877	29.867	27.236	260.3
9	1'45.275	24.266	24.579	29.569	26.861	261.7
10	1'44.773	24.199	24.433	29.280	26.861	261.7
11	1'43.986	23.877	24.051	29.470	26.588	261.7
12	1'52.473 P	24.263	24.101	30.435	33.674	263.1
13	5'20.982	44.001	25.202	30.957	27.402	
14	1'41.131	23.711	23.082	28.289	26.049	261.0
15	1'40.117	23.221	22.734	28.191	25.971	265.9
16	1'39.235	22.952	22.599	27.906	25.778	263.8

9th **79** Ai OGURA IDEMITSU Honda Te JPN

Runs=2 Total laps=15 Full laps=12

1	3'02.249	40.601	28.512	34.485	30.986	
2	1'55.041	27.182	26.375	32.012	29.472	257.6
3	1'52.833	26.305	25.931	31.468	29.129	257.6
4	1'52.179	25.862	25.530	31.934	28.853	257.0
5	1'52.083	25.944	25.770	31.514	28.855	257.0
6	1'56.930 P	25.981	25.809	31.390	33.750	257.0
7	14'44.071	43.663	31.126	32.068	29.293	
8	1'49.855	26.131	25.709	30.267	27.748	249.9
9	1'46.563	25.216	24.521	29.475	27.351	257.0
10	1'44.757	24.610	24.585	28.806	26.756	260.3
11	1'42.906	24.136	23.591	28.706	26.473	263.1
12	1'42.150	23.908	23.241	28.457	26.544	262.4
13	1'41.228	23.661	23.074	28.214	26.279	263.1
14	1'40.298	23.584	22.720	28.042	25.952	266.6
15	1'39.396	23.393	22.489	27.748	25.766	264.5

10th **16** Joe ROBERTS Italtrans Racing Team USA

Runs=1 Total laps=9 Full laps=8

1	26'27.641 *	41.341	28.138	39.500*	28.134	
2	1'47.703	25.459	25.087	30.108	27.049	251.8
3	1'43.581	24.617	23.627	28.947	26.390	256.3
4	1'41.897	24.085	23.299	28.420	26.093	254.3
5	1'44.032	23.730	22.960	31.212	26.130	258.3

11th **21** Fabio DI GIANNANT Federal Oil Gresini M ITA

Runs=2 Total laps=11 Full laps=8

1	3'16.818	37.310	28.887	34.330	30.399	
2	1'53.563	26.594	26.265	31.991	28.713	253.0
3	1'51.241	25.452	25.821	31.348	28.620	257.0
4	2'08.128 P	28.27*	32.540	33.588	33.727	255.6
5	20'36.271	34.933	26.459	30.809	27.716	
6	1'51.106	24.579	24.680	29.572	32.275	257.6
7	1'43.842	24.249	24.193	28.754	26.646	261.7
8	1'42.313	23.835	23.558	28.535	26.385	261.0
9	1'41.128	23.369	23.073	28.363	26.323	261.0
10	1'40.679	23.279	22.929	28.195	26.276	260.3
11	1'39.579	22.996	22.652	27.981	25.950	264.5

12th **62** Stefano MANZI Flexbox HP40 ITA

Runs=2 Total laps=14 Full laps=10

1	2'52.572	38.259	32.113	34.038	30.594	
2	1'52.659	26.529	25.959	31.226	28.945	240.2
3	1'52.554	25.612	25.558	32.351	29.033	261.0
4	1'54.847 P	25.592	25.734	30.774	32.747	255.6
5	16'56.416	37.730	28.677	31.941	28.647	
6	1'51.176	25.874	25.206	31.947	28.149	245.0
7	1'46.463	24.704	24.752	29.578	27.429	250.5
8	1'45.222	24.478	24.070	29.430	27.244	253.0
9	1'43.909	24.597	24.127	28.604	26.581	255.6
10	1'42.291	23.645	23.465	28.658	26.523	258.3
11	1'41.763 *	23.669	23.436	28.418	26.240*	259.6
12	1'41.164	23.586	23.152	28.249	26.177	261.0
13	1'40.025	23.261	22.866	28.049	25.849	259.6
14	1'39.597	22.956	22.798	28.000	25.843	261.7

13th **6** Cameron BEAUBIE American Racing USA

Runs=2 Total laps=15 Full laps=12

1	2'53.202	38.444	28.999	33.205	29.743	
2	1'52.167	26.326	26.028	31.000	28.813	257.0
3	1'52.031	25.693	25.623	31.767	28.948	258.3
4	1'50.378	25.101	25.307	30.892	29.078	257.6
5	1'50.183	25.361	25.629	30.942	28.251	257.6
6	1'48.970	24.881	25.306	30.468	28.315	259.6
7	1'58.012 P	25.713	26.230	31.336	34.733	259.0
8	14'12.450	40.538	27.171	31.761	28.510	
9	1'45.653	25.030	24.480	29.214	26.929	255.6
10	1'43.376	24.480	23.794	28.675	26.427	259.0
11	1'42.021	24.108	23.408	28.323	26.182	262.4
12	1'40.467	23.377	23.043	28.068	25.979	263.1
13	1'40.341	23.312	22.955	27.893	26.181	264.5
14	1'39.676	23.210	22.855	27.672	25.939	263.1
15	1'40.035	23.010	22.679	27.611	26.735	263.8

Fastest Lap: Raul FERNANDEZ Red Bull KTM Ajo SPA **1'38.239** 22.759 22.417 27.477 25.586

These data/results cannot be reproduced, stored and/or transmitted in whole or in part by any manner of electronic, mechanical, photocopying, recording, broadcasting or otherwise now known or herein after developed without the previous express consent by the copyright owner, except for reproduction in daily press and regular printed publications on sale to the public within 60 days of the event related to those data/results and always provided that copyright symbol appears together as follows below.
© DORNA, 2021

Official MotoGP Timing by TISSOT
www.motogp.com

Le Mans, Saturday, May 15, 2021

Page 2 of 5



Free Practice Nr. 3

Moto2

Lap	Lap Time	T1	T2	T3	T4	Speed	Lap	Lap Time	T1	T2	T3	T4	Speed	
14th	55	Hafizh SYAHRIN					NTS RW Racing GP MAL	14	1'39.920	23.088	22.696	27.991	26.145	261.0
		Runs=1	Total laps=13	Full laps=12										
1	2'01.981	38.539	28.135	33.160	29.287									
2	1'49.908	25.813	25.762	30.699	27.634	255.0								
3	1'46.865	24.870	24.896	29.989	27.110	257.6								
4	1'45.337	24.338	24.780	29.401	26.818	259.0								
5	1'45.407	24.029	24.262	30.318	26.798	259.0								
6	1'43.574	23.823	23.933	29.391	26.427	259.6								
7	1'43.275	23.908	23.777	29.149	26.441	257.6								
8	1'41.588	23.488	23.553	28.439	26.108	259.0								
9	1'42.426	23.247	23.167	29.619	26.393	257.6								
10	1'40.541	23.234	23.059	28.262	25.986	259.0								
11	1'45.387	23.153	22.989	31.039	28.206	259.0								
12	1'40.518	23.285	22.998	28.300	25.935	259.0								
13	1'39.744	23.031	22.674	28.084	25.955	259.6								
15th	23	Marcel SCHROTTE					Liqui Moly Intact GP GER	14	1'40.024	23.392	22.779	27.927	25.926	263.8
		Runs=2	Total laps=7	Full laps=4										
1	3'10.846	36.523	28.177	33.012	28.833									
2	1'54.708 P	26.680	26.186	31.259	30.583	254.3								
3	28'39.477	33.373	25.042	29.604	27.761									
4	1'43.267	24.310	23.875	28.721	26.361	260.3								
5	1'41.128	23.667	23.169	28.228	26.064	262.4								
6	1'41.338	23.579	23.695	28.145	25.919	263.1								
7	1'39.745	23.121	22.758	27.972	25.894	263.1								
16th	7	Lorenzo BALDA					MV Agusta Forward R ITA	14	1'40.057	23.375	22.965	27.878	25.839	262.4
		Runs=2	Total laps=12	Full laps=9										
1	2'26.713	38.795	28.591	39.706	29.168									
2	1'51.316	26.302	25.852	30.944	28.218	248.0								
3	1'49.907	25.518	25.566	30.462	28.361	253.0								
4	1'56.061 P	25.243	25.603	31.338	33.877	249.3								
5	20'26.636	37.244	26.512	31.397	28.625									
6	1'47.628	25.471	25.008	29.660	27.489	250.5								
7	1'45.199	24.291	24.429	29.347	27.132	252.4								
8	1'43.461	23.868	24.028	28.824	26.741	253.7								
9	1'42.427	23.470	23.902	28.635	26.420	255.0								
10	1'41.020	23.399	23.355	28.192	26.074	254.3								
11	1'41.614	23.137	23.669	28.445	26.363	256.3								
12	1'39.911	23.077	22.926	27.878	26.030	255.6								
17th	12	Thomas LUTHI					Pertamina Mandalika SWI	14	1'40.174	23.258	22.610	28.113	26.193	260.3
		Runs=2	Total laps=14	Full laps=10										
1	2'36.817	37.771	28.081	33.166	30.287									
2	1'56.314 *	26.576	26.203	34.783*	28.752	257.6								
3	1'51.016	25.595	25.867	30.914	28.640	259.6								
4	1'50.108	25.048	25.646	30.697	28.717	257.0								
5	1'54.393 P	25.334	25.801	30.660	32.598	255.6								
6	16'27.957	34.986	25.934	30.100	27.519									
7	1'46.075	24.478	24.252	30.118	27.227	261.7								
8	1'44.606	24.161	24.612	29.279	26.554	261.0								
9	1'41.910	23.863	23.333	28.343	26.371	261.0								
10	1'40.904	23.405	23.011	28.260	26.228	259.0								
11	1'40.424	23.437	22.947	27.923	26.117	261.7								
12	1'45.591	23.242	22.940	33.175	26.234	261.7								
13	1'40.077	23.299	22.913	27.890	25.975	260.3								
18th	97	Xavi VIERGE					Petronas Sprinta Raci SPA	14	1'40.024	23.392	22.779	27.927	25.926	263.8
		Runs=3	Total laps=14	Full laps=9										
1	2'41.128	38.169	28.662	33.541	30.463									
2	1'54.072	26.784	26.085	31.916	29.287	260.3								
3	1'52.610	25.994	25.758	31.510	29.348	261.0								
4	2'01.010 P	25.793	26.000	37.043	32.174	258.3								
5	9'23.523	35.467	27.022	32.458	29.734									
6	1'52.579	25.877	25.977	31.466	29.259	257.0								
7	1'51.558	25.695	25.653	31.117	29.093	258.3								
8	1'53.824 P	25.643	25.663	31.160	31.358	258.3								
9	8'53.472	39.199	27.400	30.017	28.239									
10	1'46.309	24.593	24.432	29.837	27.447	255.6								
11	1'51.878	30.775	25.037	29.073	26.993	258.3								
12	1'41.958	23.985	23.353	28.413	26.207	263.8								
13	1'40.697	23.460	23.025	28.209	26.003	263.8								
14	1'40.024	23.392	22.779	27.927	25.926	263.8								
19th	87	Remy GARDNER					Red Bull KTM Ajo AUS	14	1'40.024	23.392	22.779	27.927	25.926	263.8
		Runs=2	Total laps=10	Full laps=7										
1	2'33.462	37.091	28.766	33.576	30.421									
2	1'55.535	26.252	26.212	34.454	28.617	253.7								
3	1'49.928	25.327	25.310	30.889	28.402	259.0								
4	2'00.135 P	25.935	31.019	31.507	31.674	257.0								
5	23'37.654	36.808	26.005	30.722	27.795									
6	1'46.162	24.992	24.851	29.458	26.861	258.3								
7	1'44.597	24.249	24.866	29.201	26.281	260.3								
8	1'41.635	23.879	23.365	28.271	26.120	260.3								
9	1'43.621	23.702	24.089	29.809	26.021	259.6								
10	1'40.057	23.375	22.965	27.878	25.839	262.4								
20th	13	Celestino VIETTI					SKY Racing Team VR ITA	14	1'40.024	23.392	22.779	27.927	25.926	263.8
		Runs=2	Total laps=15	Full laps=11										
1	3'01.994	36.164	28.812	33.356	31.005									
2	1'55.967	27.549	26.511	32.242	29.665	249.9								
3	1'53.738	26.218	26.332	31.866	29.322	256.3								
4	1'54.536 P	26.373	26.272	31.416	30.475	254.3								
5	14'43.019	35.075	28.285	33.659	31.751									
6	1'52.534 *	27.55*	26.294	30.560	28.126	248.6								
7	1'48.803	25.619	24.878	30.610	27.696	253.7								
8	1'47.254	25.487	24.704	29.644	27.419	259.6								
9	1'47.053	24.588	24.029	31.185	27.251	259.0								
10	1'44.866	24.560	23.915	29.507	26.884	260.3								
11	1'43.045	23.993	23.514	28.810	26.728	258.3								
12	1'42.224	23.885	23.356	28.433	26.550	259.0								
13	1'40.998	23.485	22.960	28.268	26.285	258.3								
14	1'40.640	23.404	22.833	28.109	26.294	258.3								
15	1'40.174	23.258	22.610	28.113	26.193	260.3								
21st	19	Lorenzo DALLA PO					Italtrans Racing Team ITA	14	1'40.024	23.392	22.779	27.927	25.926	263.8
		Runs=1	Total laps=10	Full laps=9										
1	25'14.254	36.904	28.170	32.710	28.901									
2	1'50.709	25.779	25.610	31.121	28.199	251.8								
3	1'47.016	25.013	24.852	29.899	27.252	255.0								
4	1'44.816	24.637	23.999	29.184	26.996	259.0								

Fastest Lap: Raul FERNANDEZ Red Bull KTM Ajo SPA **1'38.239** 22.759 22.417 27.477 25.586

These data/results cannot be reproduced, stored and/or transmitted in whole or in part by any manner of electronic, mechanical, photocopying, recording, broadcasting or otherwise now known or herein after developed without the previous express consent by the copyright owner, except for reproduction in daily press and regular printed publications on sale to the public within 60 days of the event related to those data/results and always provided that copyright symbol appears together as follows below.
© DORNA, 2021



Free Practice Nr. 3

Moto2

Lap	Lap Time	T1	T2	T3	T4	Speed	Lap	Lap Time	T1	T2	T3	T4	Speed
5	1'42.195	23.970	23.523	28.530	26.172	262.4	2	1'55.092	26.544	26.951	31.970	29.627	254.3
6	1'41.663	23.435	23.009	28.753	26.466	262.4	3	1'53.128	26.076	26.541	31.434	29.077	253.0
7	1'40.585	23.422	22.902	28.313	25.948	264.5	4	1'52.630	25.901	26.229	31.160	29.340	252.4
8	1'40.406	23.239	22.741	28.390	26.036	264.5	5	2'04.385 P	29.60*	27.932	32.544	34.309	242.0
9	1'40.280	23.414	22.729	28.147	25.990	261.0	6	18'53.457	35.726	26.250	30.372	28.075	
10	1'40.182	23.219	22.840	28.163	25.960	263.8	7	1'46.277	25.183	24.580	29.064	27.450	259.0

22nd 35 Somkiat CHANTRA IDEMITSU Honda Te THA

Runs=2 Total laps=14 Full laps=10

1	2'57.731	40.639	29.488	33.723	29.407	
2	1'53.110	26.586	26.659	31.320	28.545	259.6
3	1'51.092	26.017	25.829	30.783	28.463	259.6
4	1'50.034	25.682	25.564	30.452	28.336	259.6
5	1'57.903 P	26.480	26.758	32.376	32.289	258.3
6	16'01.352	40.984	27.385	30.832	28.021	
7	1'46.186	25.040	24.299	29.478	27.369	258.3
8	1'44.115	24.294	24.019	29.083	26.719	261.7
9	1'42.642	24.020	23.557	28.627	26.438	260.3
10	1'47.459 *	23.834	24.782	30.862*	27.981	261.7
11	1'44.636	24.010	24.134	29.730	26.762	263.8
12	1'42.284	23.862	23.393	28.634	26.395	261.0
13	1'40.908	23.755	22.971	28.085	26.097	260.3
14	1'40.311	23.307	22.807	28.048	26.149	265.2

23rd 40 Hector GARZO Flexbox HP40 SPA

Runs=2 Total laps=13 Full laps=9

1	2'48.767	38.370	28.396	33.404	30.733	
2	1'53.656	26.341	26.102	32.199	29.014	248.0
3	1'52.263	25.504	26.014	31.536	29.209	257.0
4	1'56.432 P	25.572	26.033	32.041	32.786	254.3
5	18'34.996	38.938	30.560	36.867	29.522	
6	1'49.876	25.522	25.307	31.385	27.662	249.9
7	1'45.653	24.389	24.454	29.540	27.270	259.0
8	1'43.998	24.017	23.974	29.145	26.862	258.3
9	1'45.538	23.687	23.752	29.804	28.295	260.3
10	1'42.093	23.801	23.406	28.415	26.471	259.0
11	1'41.076	23.297	23.204	28.370	26.205	260.3
12	1'40.335	23.195	22.874	28.162	26.104	260.3
13	1'56.951 P	23.015	22.913		262.4	

24th 42 Marcos RAMIREZ American Racing SPA

Runs=1 Total laps=10 Full laps=9

1	24'21.498	36.138	30.064	34.117	29.768	
2	1'54.240	26.745	27.027	31.156	29.312	235.1
3	1'49.809	25.938	25.960	30.327	27.584	246.8
4	1'45.436	24.602	24.809	29.228	26.797	262.4
5	1'45.014	24.858	24.650	28.748	26.758	263.8
6	1'43.477	24.062	23.816	29.077	26.522	263.1
7	1'50.225	23.944	23.634	28.722	33.925	261.7
8	1'40.876	23.452	23.230	28.229	25.965	263.8
9	1'40.520	23.392	23.006	28.107	26.015	263.8
10	1'40.729	23.374	23.078	28.055	26.222	261.7

25th 64 Bo BENDSNEYDER Pertamina Mandalika NED

Runs=2 Total laps=13 Full laps=10

1	2'49.123	36.798	27.818	34.268	30.604	
---	----------	--------	--------	--------	--------	--

26th 75 Albert ARENAS Inde Aspar Team SPA

Runs=3 Total laps=11 Full laps=6

1	4'19.633 P	38.881	29.001	33.581	32.509	
2	14'12.777	34.551	26.878	31.524	29.089	
3	1'50.689	25.935	25.651	30.926	28.177	245.0
4	1'58.650 P	25.138	25.352	36.291	31.869	248.0
5	8'36.421	33.792	26.520	30.595	27.810	
6	1'45.430	25.006	24.280	28.974	27.170	245.0
7	1'43.415	24.211	23.670	28.774	26.760	259.0
8	1'50.021 *	26.04*	24.103	32.998	26.878	259.6
9	1'42.541	23.977	23.414	28.694	26.456	257.6
10	1'41.754	23.614	23.309	28.515	26.316	257.6
11	1'40.718	23.390	22.853	28.286	26.189	257.0

27th 11 Nicolò BULEGA Federal Oil Gresini M ITA

Runs=2 Total laps=11 Full laps=7

1	2'59.576	37.215	29.076	33.356	30.184	
2	1'53.057	26.509	26.148	31.412	28.988	255.6
3	1'50.583	25.736	25.534	30.918	28.395	258.3
4	1'49.799	25.361	25.246	30.752	28.440	259.0
5	1'57.478 P	26.537	26.625	32.039	32.277	258.3
6	20'56.160	35.329	27.615	31.755	28.038	
7	1'56.267 *	25.011	26.557	37.690*	27.009	256.3
8	1'45.027	24.207	24.773	29.743	26.304	261.7
9	1'42.057	23.646	23.808	28.586	26.017	261.0
10	1'41.084	23.488	23.357	28.048	26.191	261.7
11	1'41.491	23.662	23.331	28.244	26.254	262.4

28th 10 Tommaso MARCON MV Agusta Forward R ITA

Runs=2 Total laps=16 Full laps=13

1	2'40.683	41.630	29.590	35.058	31.187	
2	1'57.248	27.904	26.845	32.581	29.918	241.4
3	1'54.997	26.812	26.616	31.794	29.775	249.9
4	1'53.763	26.528	26.342	31.850	29.043	248.0
5	1'52.183	26.099	25.888	31.513	28.683	251.1
6	2'02.718 P	29.016	27.431	32.929	33.342	248.0
7	13'07.192	40.476	28.412	31.989	28.746	
8	1'54.177	25.920	25.210	34.981	28.066	245.0
9	1'47.530	25.284	25.102	29.903	27.241	251.1
10	1'45.589	24.761	24.373	29.385	27.070	252.4
11	1'44.317	24.520	23.986	29.019	26.792	253.0
12	1'43.439	24.078	23.601	29.050	26.710	253.0
13	1'42.834	24.020	23.491	28.628	26.695	255.0

Fastest Lap: Raul FERNANDEZ Red Bull KTM Ajo SPA 1'38.239 22.759 22.417 27.477 25.586

These data/results cannot be reproduced, stored and/or transmitted in whole or in part by any manner of electronic, mechanical, photocopying, recording, broadcasting or otherwise now known or herein after developed without the previous express consent by the copyright owner, except for reproduction in daily press and regular printed publications on sale to the public within 60 days of the event related to those data/results and always provided that copyright symbol appears together as follows below.
© DORNA, 2021

Free Practice Nr. 3

Moto2

Lap	Lap Time	T1	T2	T3	T4	Speed	Lap	Lap Time	T1	T2	T3	T4	Speed
14	1'41.887	23.754	23.300	28.475	26.358	254.3							
15	1'41.929	23.823	23.259	28.539	26.308	256.3							
16	1'41.100	23.537	23.002	28.244	26.317	255.6							

29th 70 Barry BALTUS NTS RW Racing GP BEL
Runs=2 Total laps=16 Full laps=13

1	2'39.433	34.799	27.725	33.104	29.906								
2	1'52.904	26.058	26.056	31.592	29.198	253.0							
3	1'52.082	25.896	26.282	31.293	28.611	255.6							
4	1'50.323	25.302	25.578	30.875	28.568	257.0							
5	1'50.639	25.236	25.726	30.840	28.837	255.6							
6	1'53.821 P	25.426	25.674	31.291	31.430	254.3							
7	12'24.921	34.793	28.296	32.121	29.214								
8	1'50.787	26.234	25.959	30.459	28.135	255.0							
9	1'47.604	25.170	24.947	29.685	27.802	255.0							
10	1'45.676	24.542	24.423	29.604	27.107	256.3							
11	1'44.270	24.324	24.249	28.932	26.765	258.3							
12	1'43.050	23.979	23.657	28.984	26.430	259.0							
13	1'42.259	23.670	23.395	28.995	26.199	259.0							
14	1'41.159	23.286	23.144	28.485	26.244	259.6							
15	1'43.831	23.584	25.251	28.612	26.384	258.3							
16	1'41.295	23.389	23.165	28.225	26.516	257.0							

30th 2 Alonso LOPEZ MB Conveyors Speed SPA
Runs=2 Total laps=17 Full laps=12

1	3'17.077	37.462	28.576	34.040	30.502								
2	1'55.050	26.846	27.260	32.050	28.894	242.0							
3	2'16.765	25.865	25.936	55.933	29.031	257.0							
4	1'52.566	25.914	25.907	32.031	28.714	257.6							
5	1'50.736	25.472	25.657	30.802	28.805	257.0							
6	1'54.894	25.239	25.652	34.729	29.274	255.0							
7	1'50.673	25.258	25.715	30.877	28.823	255.0							
8	2'01.232 P	26.014	29.274	32.868	33.076	247.4							
9	10'12.314	40.140	28.328	31.468	28.648								
10	1'46.986	24.927	24.935	29.612	27.512	260.3							
11	1'46.441	24.397	24.037	30.454	27.553	258.3							
12	1'45.643	24.429	24.035	30.121	27.058	259.6							
13	1'43.218	23.986	23.591	28.824	26.817	260.3							
14	1'45.379 *	25.23*	24.218	29.092	26.834	259.6							
15	1'43.673 *	24.588	23.601	28.525	26.959*	258.3							
16	1'42.419	24.104	23.207	28.475	26.633	257.6							
17	1'41.419	23.634	22.994	28.363	26.428	261.7							

31st 24 Simone CORSI MV Agusta Forward R ITA
Runs=2 Total laps=10 Full laps=7

1	2'25.417	36.995	27.589	32.737	29.529								
2	1'52.255	26.764	26.005	31.095	28.391	249.3							
3	1'50.490	26.147	25.468	30.817	28.058	253.0							
4	2'02.942 P	27.201	27.504	32.603	35.634	246.2							
5	23'24.742	37.503	26.358	30.118	28.044								
6	1'45.508	25.648	24.320	28.927	26.613	254.3							
7	1'42.260	24.020	23.264	28.667	26.309	259.6							
8	1'45.530	24.531	25.479	28.601	26.919	258.3							
9	1'41.466	23.834	22.943	28.286	26.403	261.0							
10	1'41.716	23.748	23.461	28.311	26.196	259.6							

Fastest Lap: Raul FERNANDEZ Red Bull KTM Ajo SPA **1'38.239** 22.759 22.417 27.477 25.586

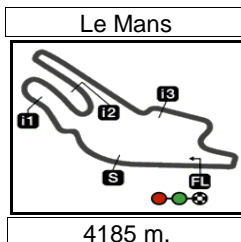
These data/results cannot be reproduced, stored and/or transmitted in whole or in part by any manner of electronic, mechanical, photocopying, recording, broadcasting or otherwise now known or herein after developed without the previous express consent by the copyright owner, except for reproduction in daily press and regular printed publications on sale to the public within 60 days of the event related to those data/results and always provided that copyright symbol appears together as follows below.
© DORNA, 2021

Official MotoGP Timing by TISSOT
www.motogp.com

Le Mans, Saturday, May 15, 2021

Page 5 of 5





Results and timing service provided by **TISSOT**

Moto2™

SHARK GRAND PRIX DE FRANCE

Free Practice Nr. 3

Best Partial Times

IT Ideal Lap Time, sum of the best partial times

BT Best Lap Time


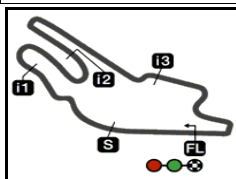
T1		T2		T3		T4				IT	BT	
Pos	Rider	Time	Rider	Time	Rider	Time	Rider	Time	Pos	Rider	IT	BT
1	R.FERNANDEZ	22.759	J.DIXON	22.281	R.FERNANDEZ	27.477	R.FERNANDEZ	25.539	1	R.FERNANDEZ	1'38.192	1'38.239 (1)
2	A.CANET	22.802	T.ARBOLINO	22.382	C.BEAUBIER	27.611	A.CANET	25.623	2	J.NAVARRO	1'38.680	1'38.765 (2)
3	J.NAVARRO	22.841	R.FERNANDEZ	22.417	J.NAVARRO	27.670	A.FERNANDEZ	25.644	3	T.ARBOLINO	1'38.692	1'38.951 (4)
4	T.ARBOLINO	22.882	A.FERNANDEZ	22.418	T.ARBOLINO	27.675	J.DIXON	25.680	4	A.CANET	1'38.768	1'38.984 (5)
5	S.LOWES	22.909	J.ROBERTS	22.453	S.LOWES	27.678	J.NAVARRO	25.697	5	A.FERNANDEZ	1'38.864	1'38.889 (3)
6	M.BEZZECCHI	22.952	J.NAVARRO	22.472	A.CANET	27.745	T.ARBOLINO	25.753	6	J.DIXON	1'38.868	1'39.030 (6)
7	S.MANZI	22.956	A.OGURA	22.489	A.OGURA	27.748	A.OGURA	25.766	7	S.LOWES	1'38.917	1'39.138 (7)
8	F.DI GIANNANTO	22.996	S.LOWES	22.550	A.FERNANDEZ	27.780	M.BEZZECCHI	25.778	8	M.BEZZECCHI	1'39.235	1'39.235 (8)
9	C.BEAUBIER	23.010	A.CANET	22.598	J.ROBERTS	27.824	S.LOWES	25.780	9	C.BEAUBIER	1'39.239	1'39.676 (13)
10	H.GARZO	23.015	M.BEZZECCHI	22.599	J.DIXON	27.833	J.ROBERTS	25.798	10	J.ROBERTS	1'39.315	1'39.507 (10)
11	A.FERNANDEZ	23.022	C.VIETTI	22.610	L.BALDASSARRI	27.878	R.GARDNER	25.839	11	A.OGURA	1'39.396	1'39.396 (9)
12	H.SYHRIN	23.031	F.DI GIANNANTO	22.652	R.GARDNER	27.878	S.MANZI	25.843	12	F.DI GIANNANTO	1'39.579	1'39.579 (11)
13	J.DIXON	23.074	H.SYHRIN	22.674	T.LUTHI	27.890	M.SCHROTTER	25.894	13	S.MANZI	1'39.597	1'39.597 (12)
14	L.BALDASSARRI	23.077	C.BEAUBIER	22.679	M.BEZZECCHI	27.906	X.VIERGE	25.926	14	T.LUTHI	1'39.649	1'39.920 (17)
15	T.LUTHI	23.088	T.LUTHI	22.696	X.VIERGE	27.927	H.SYHRIN	25.935	15	H.SYHRIN	1'39.724	1'39.744 (14)
16	M.SCHROTTER	23.121	L.DALLA PORTA	22.729	B.BENDSNEYDE	27.944	C.BEAUBIER	25.939	16	M.SCHROTTE	1'39.745	1'39.745 (15)
17	L.DALLA PORTA	23.219	M.SCHROTTER	22.758	M.SCHROTTER	27.972	L.DALLA PORTA	25.948	17	L.BALDASSAR	1'39.911	1'39.911 (16)
18	J.ROBERTS	23.240	X.VIERGE	22.779	F.DI GIANNANTO	27.981	F.DI GIANNANTO	25.950	18	X.VIERGE	1'40.024	1'40.024 (18)
19	C.VIETTI	23.258	S.MANZI	22.798	S.MANZI	28.000	M.RAMIREZ	25.965	19	L.DALLA POR	1'40.043	1'40.182 (21)
20	B.BENDSNEYDE	23.279	S.CHANTRA	22.807	N.BULEGA	28.048	T.LUTHI	25.975	20	R.GARDNER	1'40.057	1'40.057 (19)
21	B.BALTUS	23.286	A.ARENAS	22.853	S.CHANTRA	28.048	N.BULEGA	26.017	21	H.GARZO	1'40.155	1'40.335 (23)
22	S.CHANTRA	23.307	H.GARZO	22.874	M.RAMIREZ	28.055	L.BALDASSARRI	26.030	22	C.VIETTI	1'40.170	1'40.174 (20)
23	M.RAMIREZ	23.374	L.BALDASSARRI	22.926	H.SYHRIN	28.084	S.CHANTRA	26.097	23	S.CHANTRA	1'40.259	1'40.311 (22)
24	R.GARDNER	23.375	S.CORSI	22.943	C.VIETTI	28.109	H.GARZO	26.104	24	M.RAMIREZ	1'40.400	1'40.520 (24)

These data/results cannot be reproduced, stored and/or transmitted in whole or in part by any manner of electronic, mechanical, photocopying, recording, broadcasting or otherwise now known or herein after developed without the previous express consent by the copyright owner, except for reproduction in daily press and regular printed publications on sale to the public within 60 days of the event related to those data/results and always provided that copyright symbol appears together as follows below.
© DORNA, 2021

Official MotoGP Timing by **TISSOT**
www.motogp.com



Le Mans

Results and timing service provided by  **TISSOT**

4185 m.

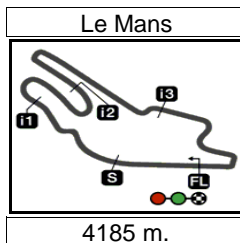
SHARK GRAND PRIX DE FRANCE**Free Practice Nr. 3****Best Partial Times****Moto2™***IT* Ideal Lap Time, sum of the best partial times*BT* Best Lap Time

T1		T2		T3		T4				<i>IT</i>	<i>BT</i>	
<i>Pos</i>	<i>Rider</i>	<i>Time</i>	<i>Rider</i>	<i>Time</i>	<i>Rider</i>	<i>Time</i>	<i>Rider</i>	<i>Time</i>	<i>Pos</i>	<i>Rider</i>	<i>IT</i>	<i>BT</i>
25	A.ARENAS	23.390	R.GARDNER	22.965	L.DALLA PORTA	28.147	A.ARENAS	26.189	25	B.BENDSNEY	1'40.522	1'40.675 (25)
26	X.VIERGE	23.392	A.LOPEZ	22.994	H.GARZO	28.162	C.VIETTI	26.193	26	A.ARENAS	1'40.718	1'40.718 (26)
27	A.OGURA	23.393	T.MARCON	23.002	B.BALTUS	28.225	S.CORSI	26.196	27	B.BALTUS	1'40.854	1'41.159 (29)
28	N.BULEGA	23.488	M.RAMIREZ	23.006	T.MARCON	28.244	B.BALTUS	26.199	28	N.BULEGA	1'40.884	1'41.084 (27)
29	T.MARCON	23.537	B.BENDSNEYDE	23.036	S.CORSI	28.286	B.BENDSNEYDE	26.263	29	T.MARCON	1'41.091	1'41.100 (28)
30	A.LOPEZ	23.634	B.BALTUS	23.144	A.ARENAS	28.286	T.MARCON	26.308	30	S.CORSI	1'41.173	1'41.466 (31)
31	S.CORSI	23.748	N.BULEGA	23.331	A.LOPEZ	28.363	A.LOPEZ	26.428	31	A.LOPEZ	1'41.419	1'41.419 (30)

These data/results cannot be reproduced, stored and/or transmitted in whole or in part by any manner of electronic, mechanical, photocopying, recording, broadcasting or otherwise now known or herein after developed without the previous express consent by the copyright owner, except for reproduction in daily press and regular printed publications on sale to the public within 60 days of the event related to those data/results and always provided that copyright symbol appears together as follows below.
© DORNA, 2021

Official MotoGP Timing by **TISSOT**
www.motogp.com





Results and timing service provided by TISSOT

Moto2™

SHARK GRAND PRIX DE FRANCE

Free Practice Nr. 3

Fastest Laps Sequence

<i>Practice Time</i>	<i>Rider</i>	<i>Nation</i>	<i>Motorcycle</i>	<i>Time</i>	<i>Km/h</i>	<i>Rider's Lap</i>
4'17.672	24 Simone CORSI	ITA	MV AGUSTA	1'52.255	134.2	2
4'18.029	7 Lorenzo BALDASSARRI	ITA	MV AGUSTA	1'51.316	135.3	2
6'07.936	7 Lorenzo BALDASSARRI	ITA	MV AGUSTA	1'49.907	137.0	3
6'34.023	37 Augusto FERNANDEZ	SPA	KALEX	1'49.755	137.2	3
12'05.110	9 Jorge NAVARRO	SPA	BOSCOSCURO	1'49.352	137.7	6
12'06.931	6 Cameron BEAUBIER	USA	KALEX	1'48.970	138.2	6
21'03.474	72 Marco BEZZECCHI	ITA	KALEX	1'47.959	139.5	7
22'50.050	72 Marco BEZZECCHI	ITA	KALEX	1'46.576	141.3	8
24'35.325	72 Marco BEZZECCHI	ITA	KALEX	1'45.275	143.1	9
26'20.098	72 Marco BEZZECCHI	ITA	KALEX	1'44.773	143.7	10
28'04.084	72 Marco BEZZECCHI	ITA	KALEX	1'43.986	144.8	11
28'05.077	44 Aron CANET	SPA	BOSCOSCURO	1'43.967	144.9	3
28'53.072	55 Hafizh SYAHRIN	MAL	NTS	1'43.574	145.4	6
29'52.587	37 Augusto FERNANDEZ	SPA	KALEX	1'43.198	145.9	8
30'03.226	22 Sam LOWES	GBR	KALEX	1'42.578	146.8	7
31'31.327	44 Aron CANET	SPA	BOSCOSCURO	1'42.247	147.3	5
31'34.825	37 Augusto FERNANDEZ	SPA	KALEX	1'42.238	147.3	9
31'40.822	16 Joe ROBERTS	USA	KALEX	1'41.897	147.8	4
31'44.535	22 Sam LOWES	GBR	KALEX	1'41.309	148.7	8
31'46.565	14 Tony ARBOLINO	ITA	KALEX	1'40.781	149.4	7
33'25.176	22 Sam LOWES	GBR	KALEX	1'40.641	149.7	9
33'27.065	14 Tony ARBOLINO	ITA	KALEX	1'40.500	149.9	8
35'05.467	22 Sam LOWES	GBR	KALEX	1'40.291	150.2	10
35'06.691	14 Tony ARBOLINO	ITA	KALEX	1'39.626	151.2	9
36'45.021	22 Sam LOWES	GBR	KALEX	1'39.554	151.3	11
36'45.642	14 Tony ARBOLINO	ITA	KALEX	1'38.951	152.2	10
39'55.419	37 Augusto FERNANDEZ	SPA	KALEX	1'38.889	152.3	14
40'41.477	25 Raul FERNANDEZ	SPA	KALEX	1'38.239	153.3	8

These data/results cannot be reproduced, stored and/or transmitted in whole or in part by any manner of electronic, mechanical, photocopying, recording, broadcasting or otherwise now known or herein after developed without the previous express consent by the copyright owner, except for reproduction in daily press and regular printed publications on sale to the public within 60 days of the event related to those data/results and always provided that copyright symbol appears together as follows below.

© DORNA, 2021

Official MotoGP Timing by TISSOT
www.motogp.com

Le Mans, Saturday, May 15, 2021

